








## 1495CD60 2 kapılı duvardolabı



### ÜRÜN DETAYLARI

- Compact heavy duty structure
- 180° doors opening for full access to the inside
- Central wheel locking system for easier door opening/ closing
- Built in practical full opening drawer 525x200x65mm
- Panel with square 10x10mm pattern in front and sides that provides flexibility for the hooks layout
- Wide assortment of hooks available
- Round lock system with 2 keys included
- Specific holes for hanging on the wall and/ or assembling on a workbench for safety

### ÜRÜN ÖZELLİKLERİ

Ürün					
1495CD60	240 kg	900 mm	602 mm	250 mm	21 kg

Follow the Fish!

