










ATRIBUTOS DO PRODUTO

Produto: **1475KXXL8CWTSS**

	1218 x 500 x 1505 mm		1089 kg		8
	445 mm		880 mm	A	284 mm
B	543 mm		45 kg		310 mm
	95 mm		212.20 kg	RAL	2009

