










BH1CB1000
Cross beam adaptor, 1 T



PRODUCT DETAILS

- 1T cross beam adaptor designed for lifting cars at rocker panels for simultaneous wheel servicing
- Reduces the chance of undercarriage metal distortion
- Increases the stability of the trolley jack and the lifted vehicle
- Provides extraordinary stability for the entire front, rear or side of a lifted vehicle
- Extendible from 595 to 920 mm between saddle centres, with 50 mm adjustable saddle height
- Compatible with BH1EU3000, BH11500, BH12000, BH13000 and BH13000QA
- Heavy steel construction for maximum durability
- Maximum capacity: 1000 kg
- Rubber protection on both saddles
- Saddle diameter: 128 mm. Pin diameter 30 mm

PRODUCT ATTRIBUTES

Product							
BH1CB1000	1000 kg	- mm	- mm	710 mm	125 mm	145 mm	11.74 kg

Follow the Fish!

