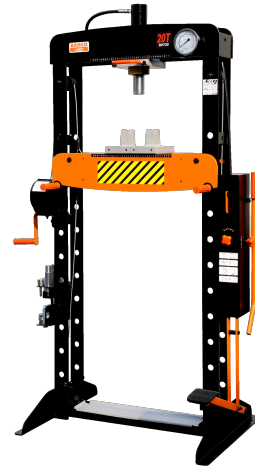




BH720/BH730/BH750
Press, 20T, 30T and 50T

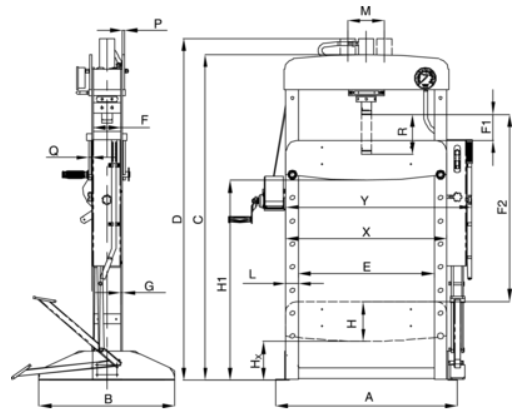


PRODUCT DETAILS

- 20T, 30T and 50T workshop presses
- Heavy duty construction with rounded shapes and exclusive design
- Large pressure gauge filled with glycerine for easy reading at convenient eye level
- Double speed pump with built-in safety overload valve
- Hard chrome plated slide and piston
- Quick approach feature using the pedal or the handle
- Rulers to facilitate centring the piston on the item to be extracted
- Two V-blocks included, usable on V or flat side as needed
- Auto-centring pins for the table
- Easy raising and lowering of the press table thanks to the winch with swivel handle
- Pedal with anti-slip rubber pad
- Pressing punch set with eight pins and a punch plate included
- Insulated handles
- Tool tray at the bottom
- CE certified according to 2006/42/EC

Follow the Fish!





BH720

Model	Motor	Capacity	Speed	Weight	Dimensions (mm)	Power (kW)	Motor	Speed	Capacity	Weight	Dimensions (mm)	Power (kW)	Motor
BH720	200W	170kg	1700	45	1140 x 270 x 215	0.2	1700	170	45	1140 x 270 x 215	0.2	1700	170
BH730	300W	220kg	1700	60	1200 x 270 x 215	0.3	1700	220	60	1200 x 270 x 215	0.3	1700	220
BH750	500W	350kg	1700	100	1300 x 270 x 215	0.5	1700	350	100	1300 x 270 x 215	0.5	1700	350

BH750

Model	Motor	Capacity	Speed	Weight	Dimensions (mm)	Power (kW)	Motor	Speed	Capacity	Weight	Dimensions (mm)	Power (kW)	Motor
BH750	1100W	450kg	1700	150	1400 x 270 x 215	1.1	1700	450	150	1400 x 270 x 215	1.1	1700	450
BH750	1500W	550kg	1700	180	1400 x 270 x 215	1.5	1700	550	180	1400 x 270 x 215	1.5	1700	550

BAHCO
www.anaeurope.com



Follow the Fish!





Contact: info@bahco.com / www.bahco.com

PRODUCT ATTRIBUTES



Product: BH720

	20.000 kg	A	880 mm	B	650 mm
C	1785 mm	D	1885 mm	E	645 mm
F1	43 mm	F2	1143 mm	F	129 mm
G	8 mm	H	165 mm	L	70 mm
M	211 mm	X	785 mm	Y	920 mm
	151 kg				

Product: BH730

	30.000 kg	A	960 mm	B	700 mm
C	1776 mm	D	1810 mm	E	695 mm
F1	140 mm	F2	1020 mm	F	137 mm
G	10 mm	H	200 mm	L	80 mm
M	195 mm	X	855 mm	Y	990 mm
	189 kg				

Product: BH750

	50.000 kg	A	1.000 mm	B	770 mm
C	1832 mm	D	1855 mm	E	725 mm
F1	173 mm	F2	1013 mm	F	204 mm
G	12 mm	H	243 mm	L	90 mm
M	280 mm	X	905 mm	Y	1070 mm
	309 kg				

